



## Grandview Projector Lift Refiner Series GPCK-ME

### Grandview Projector Lift

#### Refiner Series

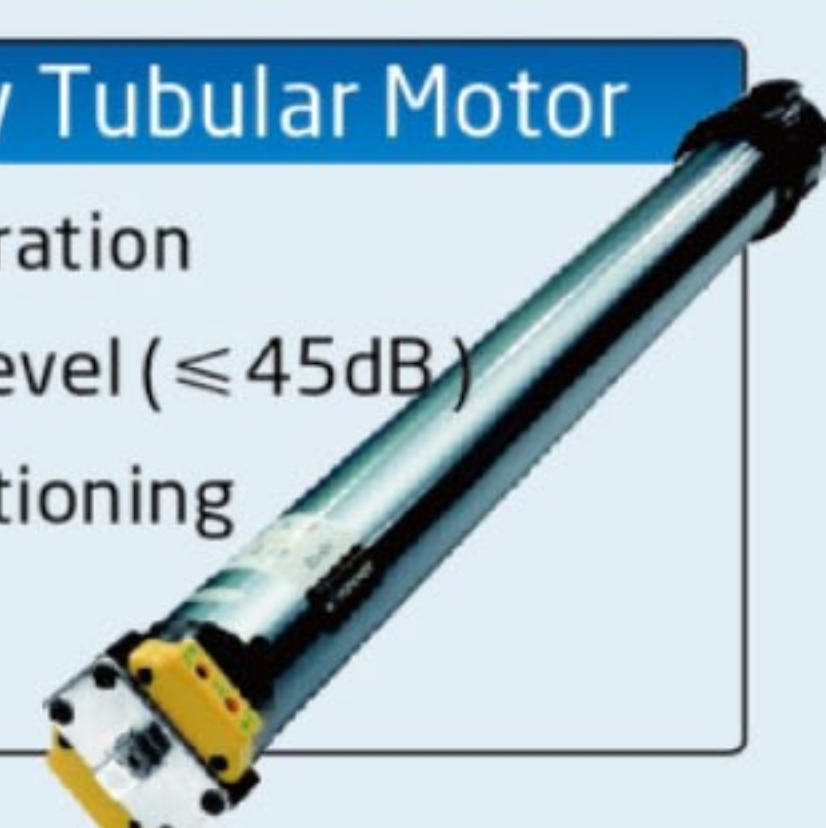
GPCK-ME

The Refined way to hide your projector!



#### Heavy-Duty Tubular Motor

- > Smooth Operation
- > Low Noise Level ( $\leq 45\text{dB}$ )
- > Precise Positioning
- > Durable



Take model ME1000 with 1 meter range for example, the weight capacity is


up to **25Kg**

#### ● Super Thin Structure

Designed with high strength steel, we refined the simplest structure. Take model ME1000 with 1 meter range for example, the minimum installation height is just 190mm.



#### Heavy-Duty Belt with Fireproof



#### ● Heavy-Duty Belt with Fireproof

Equipped with heavy-duty tubular motor and fireproof belt, the operation of the lift is smooth and easy.

#### Cable Management



#### ● Cable Management

All sorts of cables are well managed inside the cable belt which ensure the smooth operation of the lift.


#### Installation Panel



#### ● Universal Installation

Equipped with universal panel for different types of projectors.

#### Adaptable for various types of projectors



#### ● Adjustable Height

By adjusting the height of the screw bar, the suitable height for projector is flexible up to 200mm, thicker than this can be achieved with extended screw bars.

#### Adjustable Screw Bar



#### ● Specified for simplified projects

Targeting the needs for simple structures in different projects, the standard accessories are highly simplified with only power connection interface, it can be upgraded to be in-line switch or remote control based on requests.

#### Ceiling Decoration Panel



#### ● Replaceable Ceiling Decoration

The ceiling decoration board can be easily replaced to match different installations when needed.

#### Optional Accessories



#### Specifications

Model	Range (mm)	H1	H5	H4	Weight Capacity (Kg)	Suitable Projector Size
ME500	500	135	110	75	25	W300 × D340 × H4 or W460 × D240 × H4
ME1000	1000	190	165	130	25	Upside Down Installation W500 × D500 × H200
ME2000	2000	300	275	240	20	
ME3000	3000	410	385	350	15	
ME4000	4000	520	495	460	15	

Remarks: 1. H1 means minimum height of the lift when H2 is adjusted to minimum (10mm).  
2. When the projector is thicker than 200mm, you can replace the screw bar to get the required H2 dimension.

#### Dimensions

